



ProQuest 最新功能--新知通報 (Alert)

眾所期待的 ProQuest Alerts (新知通報) 功能，在 11 月正式啟用，讓使用者不至於再遺漏所關心的最新訊息。提供兩種新知通報—『Search Alerts (檢索策略新知通報)』及『Publication Alerts (出版物新知通報)』，說明如下：

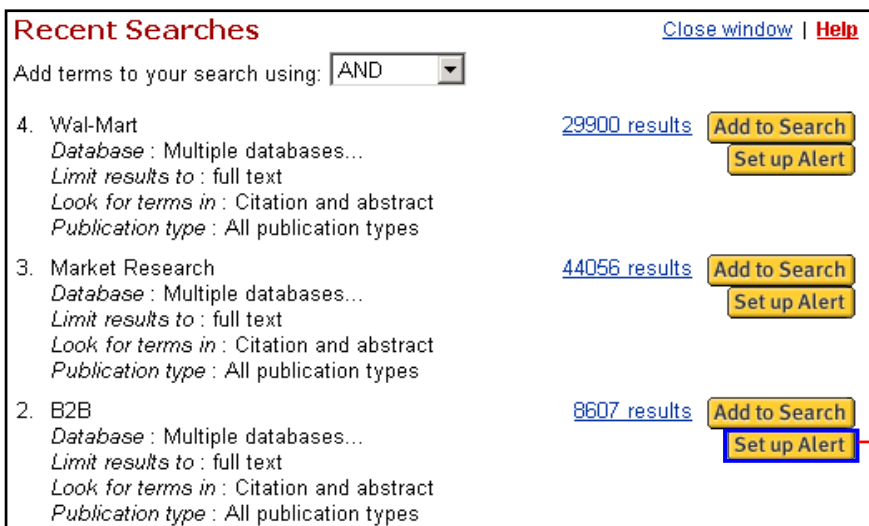
④ 『檢索策略新知通報』：設定最重要之檢索策略，系統將依此檢索策略，透過 email 傳送最新的檢索結果。

1. 利用「基本／進階檢索」執行檢索策略後，在下述位置中，點選 **Set up Alert** (設定新知通報) 即可。
 - 在「檢索結果」頁面 (如下圖) 中。



The screenshot shows the ProQuest search results interface. At the top, there are navigation tabs for Basic Search, Advanced Search, Topic Guide, and Publication Search. Below the search options, there are sections for 'Suggested Topics' and 'Browse Suggested Publications'. The main results area shows 6116 documents found for the search term 'LSU(@BUSINESS TO BUSINESS COMMERCE)'. A red box highlights the 'Set up Alert' button next to the search results. A callout box with an arrow points to this button, containing the text: 點選後，便進入「設定檢索策略新知通報」頁面。

- 利用檢索畫面中的「[n 條檢索歷史](#)」連結，進入「檢索歷史」頁面 (如下圖)。

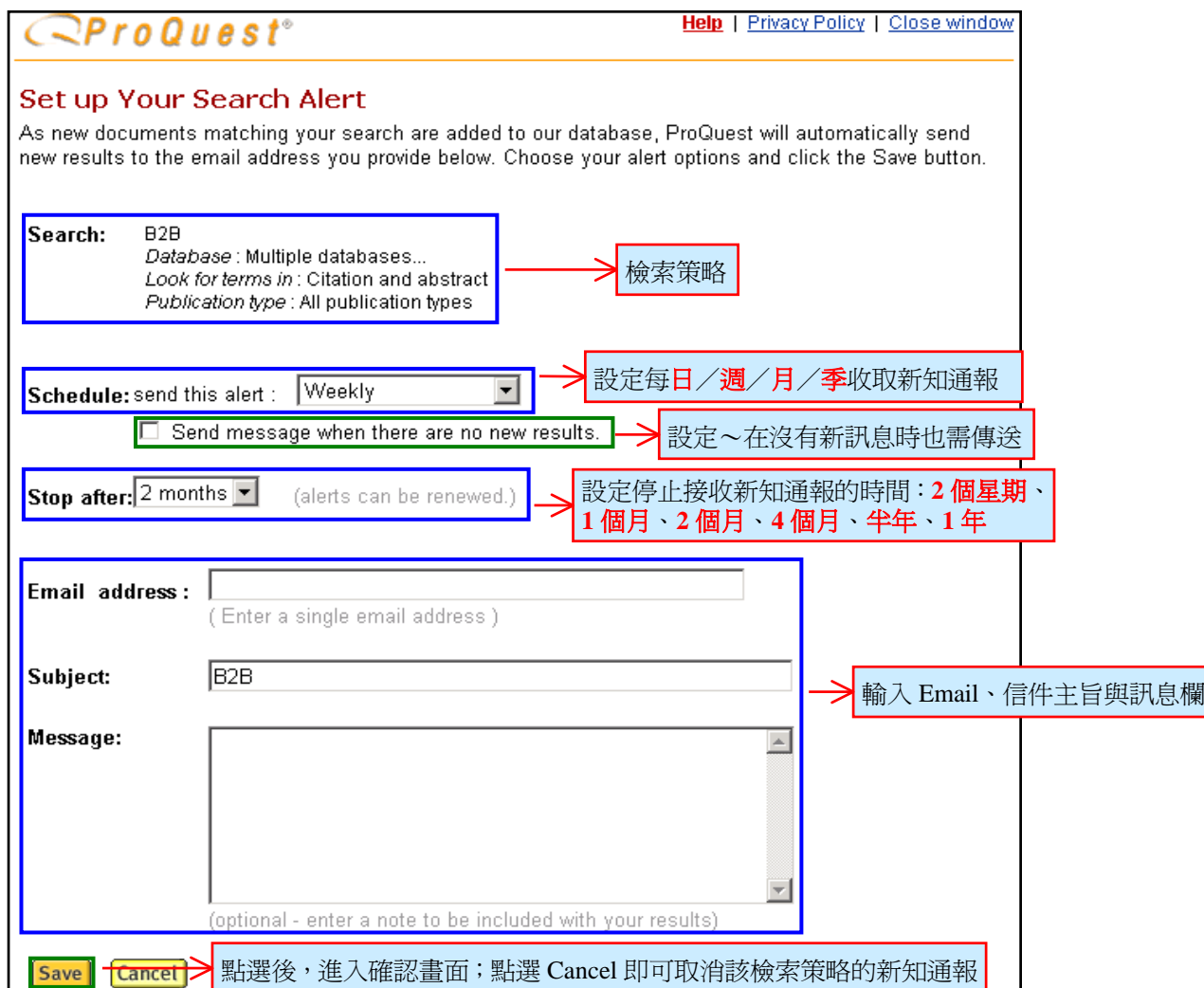


The screenshot shows the 'Recent Searches' page in ProQuest. It lists three previous searches: 'Wal-Mart', 'Market Research', and 'B2B'. Each search entry includes the number of results (e.g., 29900 results for Wal-Mart) and two buttons: 'Add to Search' and 'Set up Alert'. A red box highlights the 'Set up Alert' button for the 'B2B' search. A callout box with an arrow points to this button, containing the text: 點選後，便進入「設定檢索策略新知通報」頁面。

- 在標記清單中的「我的檢索匯總」頁面（如下圖）中。



2. 進入「設定檢索策略新通知報」頁面（如下圖）後。輸入必要的訊息，並點選 **Save**（儲存）。



3. 在「**確認頁面**」（如下圖）中，對於在「**設定檢索策略新知通報**」頁面（如上頁圖）中使用者所輸入的資訊作一說明，之後再點選 **Done**（完成）即可。若欲刪除該筆新知通報，則點選 **Delete This Alert**（刪除此新知通報）。



ProQuest® [Help](#) | [Privacy Policy](#) | [Close window](#)

Your alert has been created

ProQuest will send alerts **Monthly** for **2 months** to:

Email address: ****@tts.tbmc.com.tw
Subject: [ProQuest Alert] B2B

Search:
Search: B2B
Database: Multiple databases...
Look for terms in: Citation and abstract
Publication type: All publication types

A notification email message will be sent to the address above.

Before we begin - This is the first alert for this address, so the recipient must **confirm by using the "Confirm this email address" link included in the email message** in order to begin delivery of alerts.

Canceling an Alert is easy. Just use the "Delete this alert" link included in the alert email messages. Use the "Delete this alert" button below if you wish to cancel now.

When an alert expires ProQuest will send a reminder message when the alert is set to expire, which will enable the recipient to renew the alert.

Done **Delete This Alert**

④ 『**出版物新知通報**』：系統依所設定之出版物，通知使用者最新內容已上線。

1. 利用「**出版物檢索**」查詢所需的出版物，在該「**出版物**」頁面中，點選 **Set up Alert**（設定新知通報）即可。



ProQuest® [Help](#)

Basic Search | Advanced Search | Topic Guide | **Publication Search** | Marked List : 0 documents | My Research Summary

Interface language: English

Databases selected: Multiple databases... [NEW! Alerts and more...](#)

The Washington Report on Middle East Affairs; Washington

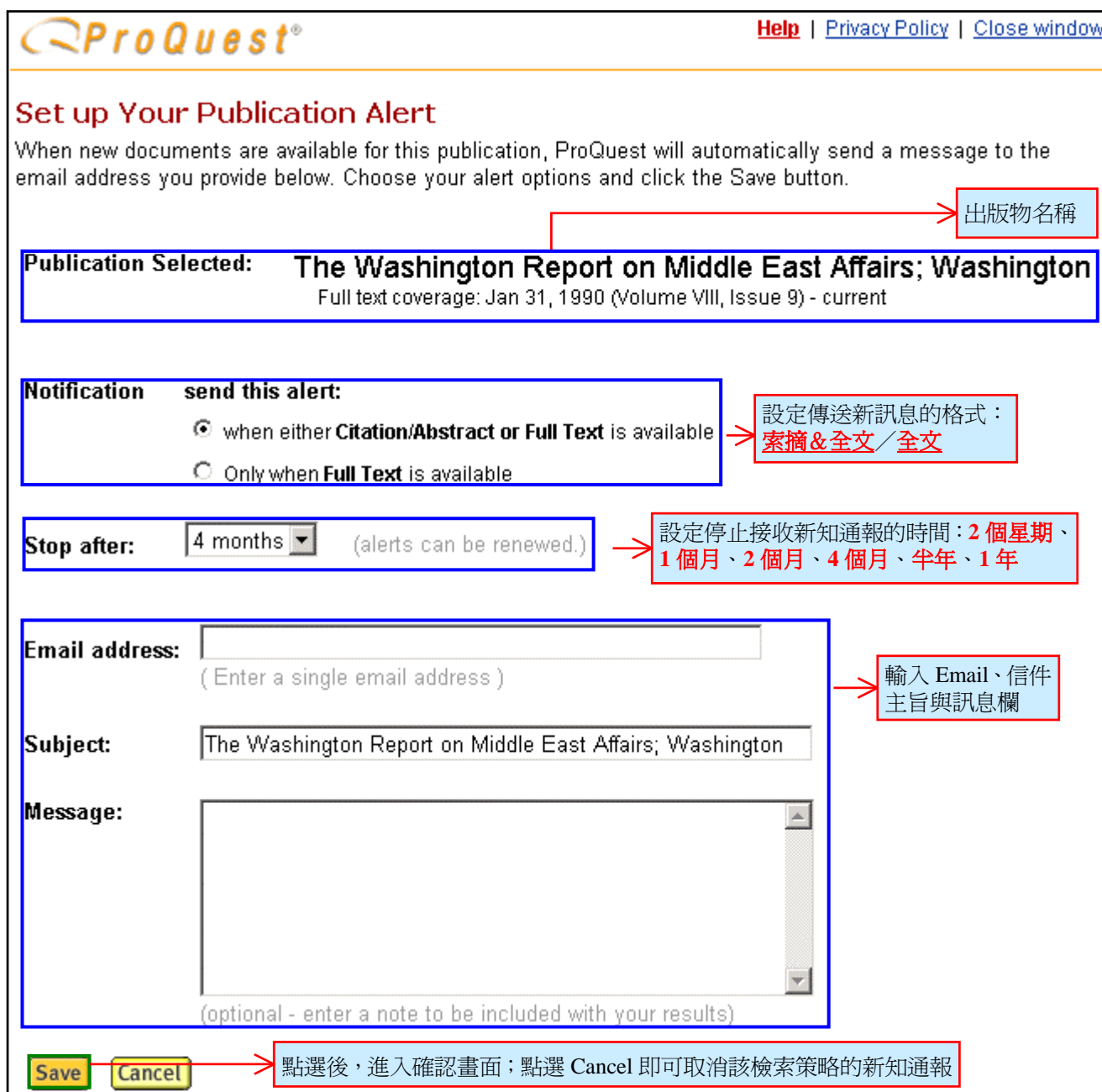
Full text coverage: Jan 31, 1990 (Volume VIII, Issue 9) - current **Set up Alert** 點選後，便進入「設定出版物新知通報」頁面

[Browse Issues](#) | [Search Within Publication](#) | [Publication Information](#)

Coverage Dates

Citation:	Jan 31, 1990 (Volume VIII, Issue 9) - current
Abstract:	Jan 31, 1990 (Volume VIII, Issue 9) - current
Full Text:	Jan 31, 1990 (Volume VIII, Issue 9) - current
Page Image:	Jan/Feb 2002 (Volume 21, Issue 1) - current
Text+Graphics:	Jan/Feb 2002 (Volume 21, Issue 1) - current

2. 進入「設定出版物新知通報」頁面（如下圖）後。輸入必要的訊息，並點選 **Save**（儲存）。



ProQuest® [Help](#) | [Privacy Policy](#) | [Close window](#)

Set up Your Publication Alert

When new documents are available for this publication, ProQuest will automatically send a message to the email address you provide below. Choose your alert options and click the Save button.

Publication Selected: **The Washington Report on Middle East Affairs; Washington**
 Full text coverage: Jan 31, 1990 (Volume VIII, Issue 9) - current

Notification send this alert:

when either **Citation/Abstract or Full Text** is available
 Only when **Full Text** is available

Stop after: 4 months (alerts can be renewed.)

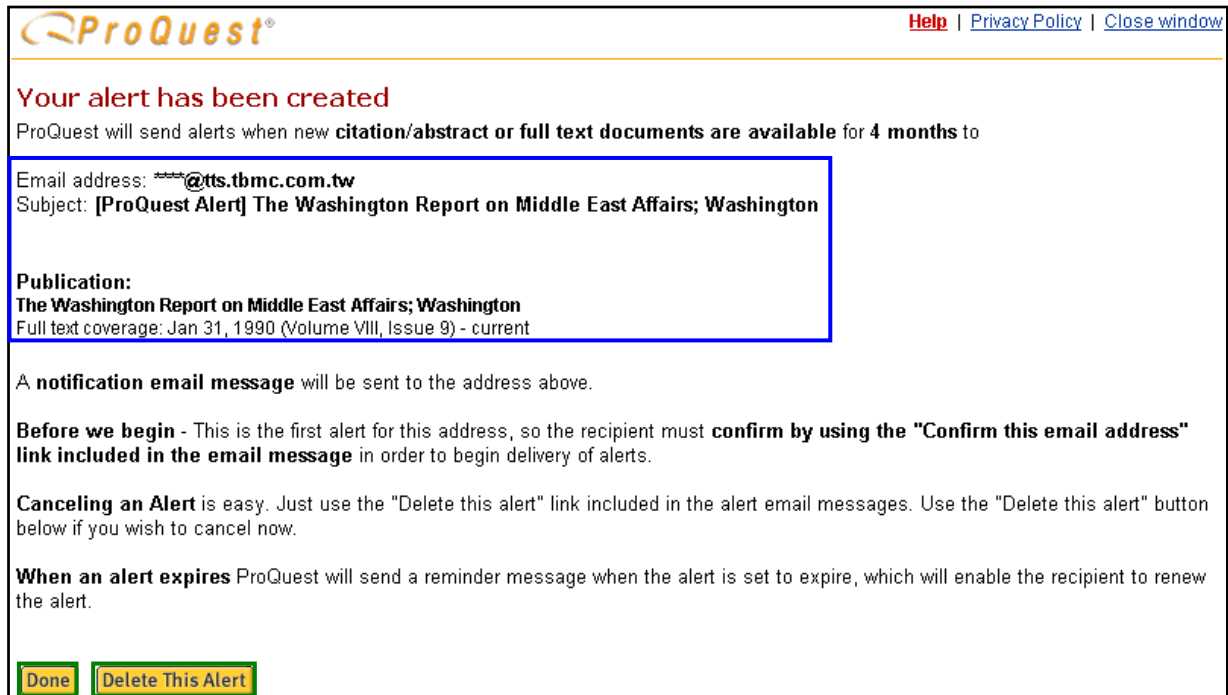
Email address: (Enter a single email address)

Subject: The Washington Report on Middle East Affairs; Washington

Message: (optional - enter a note to be included with your results)

Save **Cancel**

3. 在「確認頁面」（如下頁圖）中，對於在「設定檢索策略新知通報」頁面（如上圖）中使用者所輸入的資訊作一說明，之後再點選 **Done**（完成）即可。若欲刪除該筆新知通報，則點選 **Delete This Alert**（刪除此新知通報）。



ProQuest® [Help](#) | [Privacy Policy](#) | [Close window](#)

Your alert has been created

ProQuest will send alerts when new **citation/abstract or full text documents are available** for 4 months to

Email address: ****@tts.tbmc.com.tw
 Subject: **[ProQuest Alert] The Washington Report on Middle East Affairs; Washington**

Publication:
The Washington Report on Middle East Affairs; Washington
 Full text coverage: Jan 31, 1990 (Volume VIII, Issue 9) - current

A **notification email message** will be sent to the address above.

Before we begin - This is the first alert for this address, so the recipient must **confirm by using the "Confirm this email address" link included in the email message** in order to begin delivery of alerts.

Canceling an Alert is easy. Just use the "Delete this alert" link included in the alert email messages. Use the "Delete this alert" button below if you wish to cancel now.

When an alert expires ProQuest will send a reminder message when the alert is set to expire, which will enable the recipient to renew the alert.

[Done](#) [Delete This Alert](#)

一旦設定好『新知通報』後，將會收到一封確認信，其中包含了相關資訊。若是第一封的『新知通報』，收件者需點選『[Confirm this email address](#)』連結以進行最後一步地確認，日後所設的『新知通報』便不用再確認。若要取消『新知通報』只需點選『[Delete this alert](#)』連結即可。若當新知通報到期時，系統會自動發出一則提醒訊息，讓收件者能夠更新該新知通報。若要在新知通報的電子郵件中檢視文章，必須先登入ProQuest。若在IP範圍內，透過『新知通報』，即可檢視檢索結果清單（如下圖）。



ProQuest®

Below are the latest results for your alert. Click the links to view an article in ProQuest.
[Delete this alert](#). Use this link if you wish to stop receiving this alert.
[Help](#) - Having trouble using this alert? Follow this link for instructions and support.

Databases selected: Multiple databases...

47 documents found for: *New York Times Book Review; New York, Nov 14, 2004*

- Table of Contents**
 Anonymous. **New York Times Book Review**. New York: Nov 14, 2004. p. 3 (2 pages)
[Page Image - PDF](#) [Citation](#)
- And the Winner Is ...**
 Laura Miller. **New York Times Book Review**. New York: Nov 14, 2004. p. 63 (2 pages)
[Page Image - PDF](#) [Citation](#)
- Bird of the Baskervilles**
 Deborah Friedell. **New York Times Book Review**. New York: Nov 14, 2004. p. 57 (2 pages)
[Page Image - PDF](#) [Citation](#)

1-10 of 47 [View All Issues](#) - see all past issues available for this publication at ProQuest. [Next >](#)

刪除此新知通報：點選後，將不再收到更新的檢索結果

檢視所有檢索結果：點選後，重新執行檢索並顯示出到目前為止所有的檢索結果

* 一個電子郵件帳號可設定儲存 100 個新知通報，而一封電子郵件最多可包含 60 筆檢索結果。